



END SUCTION VOLUTE PUMP

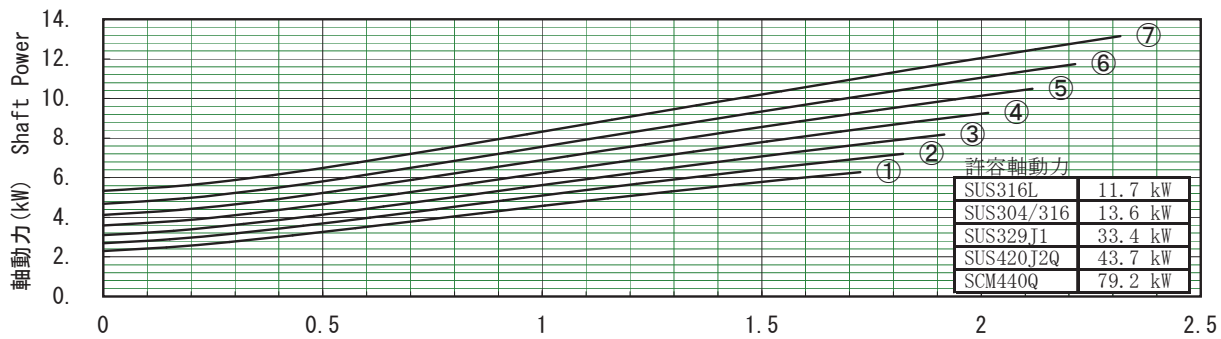
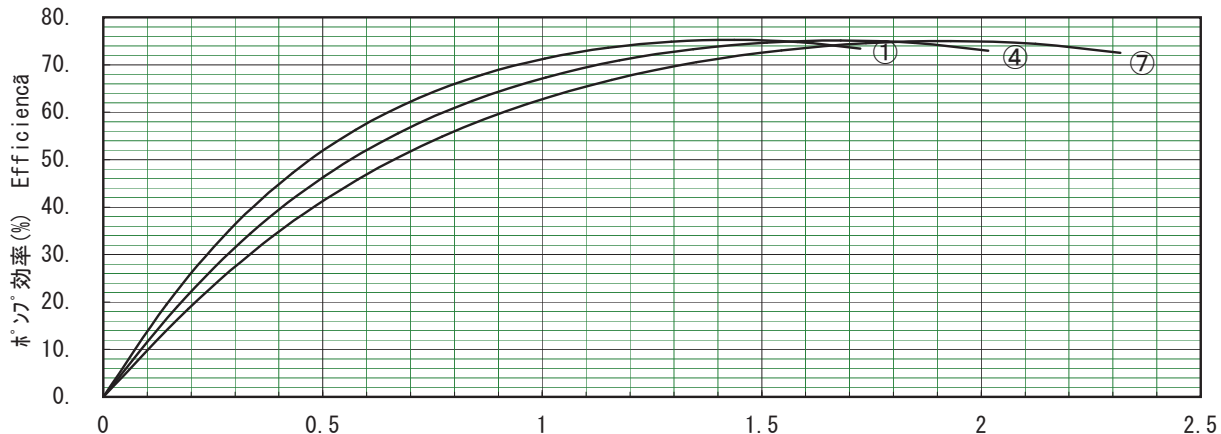
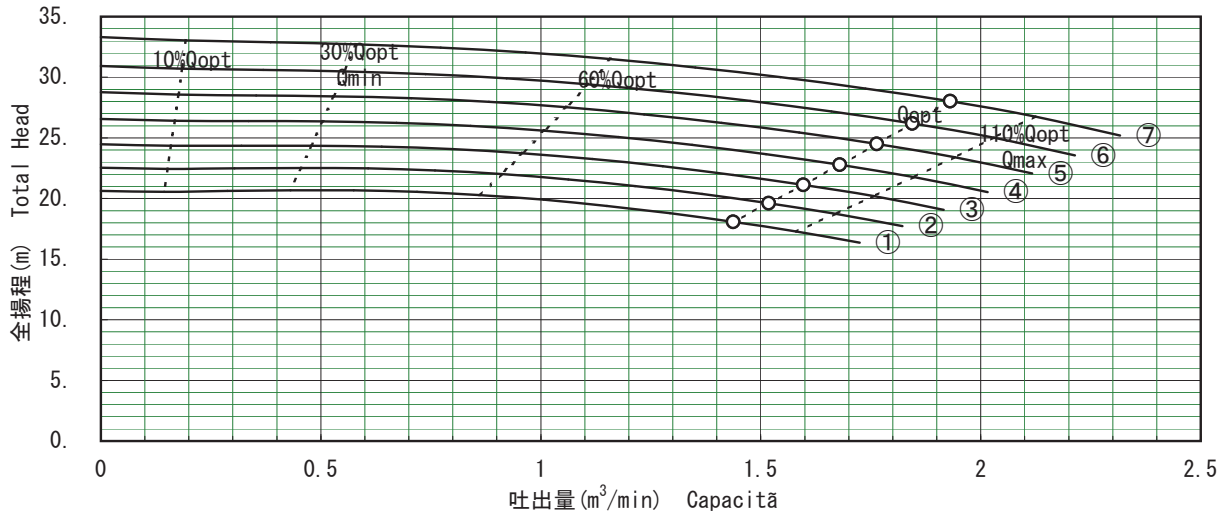
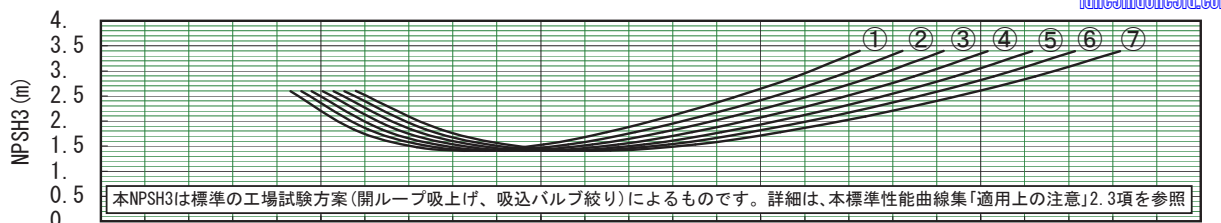
CAL 80-310

ShaftSize  
35-470

50 Hz 4 P  
1460 min<sup>-1</sup>

機番 Item No.	仕様 Spec.	m MPa	m <sup>3</sup> /min m <sup>3</sup> /hr	min <sup>-1</sup>	kW
用途 Service					

[torishimaindonesia.com](http://torishimaindonesia.com)



① D2N247/243	② D2N258/253	③ D2N268/263	④ D2N279/273	⑤ D2N289/284	⑥ D2N299/294	⑦ D2N310/304
-----------------	-----------------	-----------------	-----------------	-----------------	-----------------	-----------------

本性能曲線図は常温清水 (S.G.:1) の場合のものを示します。 This curve refers to cold water (S.G.:1).

**株式会社 西島製作所 TORISHIMA PUMP MFG.CO.,LTD.**